



ASSEMBLY INSTRUCTION

COASTER FINE FURNITURE



Fine Furniture for every stage of life

511103
Chair

ITEM : **511103**

ASSEMBLY INSTRUCTION



ASSEMBLY TIPS :

1. Remove hardware from box and sort by size.
2. Please check to see that all hardware and parts are present prior to start of assembly.
3. Please follow attached instructions in the same sequence as numbered to assure fast & easy assembly.



WARNING :


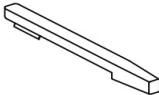



1. Don't attempt to repair or modify parts that are broken or defective. Please contact the store immediately
2. This product is for home use only and not intended for commercial establishments.



ASSEMBLY TIME

15 MINUTES

PARTS IDENTIFICATION

A	CHAIR BASE		1PC
B	FRONT LEG		2PCS
C	BACK LEG		2PCS
D	BACK CUSHION		1PC
E	SEAT CUSHION		1PC

ITEM : **511103**

ASSEMBLY INSTRUCTION



ASSEMBLY TIPS :

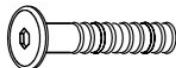


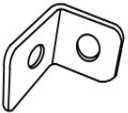

1. Remove hardware from box and sort by size.
2. Please check to see that all hardware and parts are present prior to start of assembly.
3. Please follow attached instructions in the same sequence as numbered to assure fast & easy assembly.



WARNING :

1. Don't attempt to repair or modify parts that are broken or defective. Please contact the store immediately
2. This product is for home use only and not intended for commercial establishments.

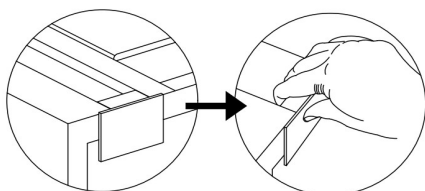
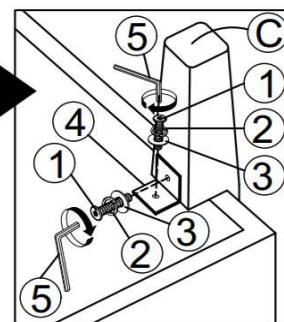
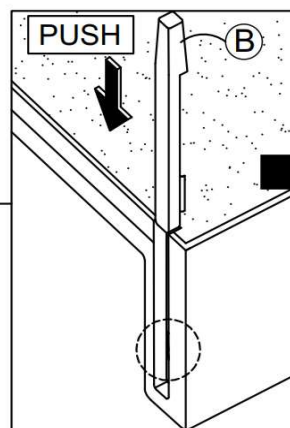
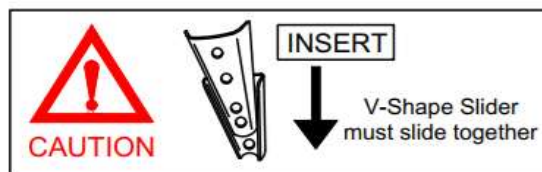
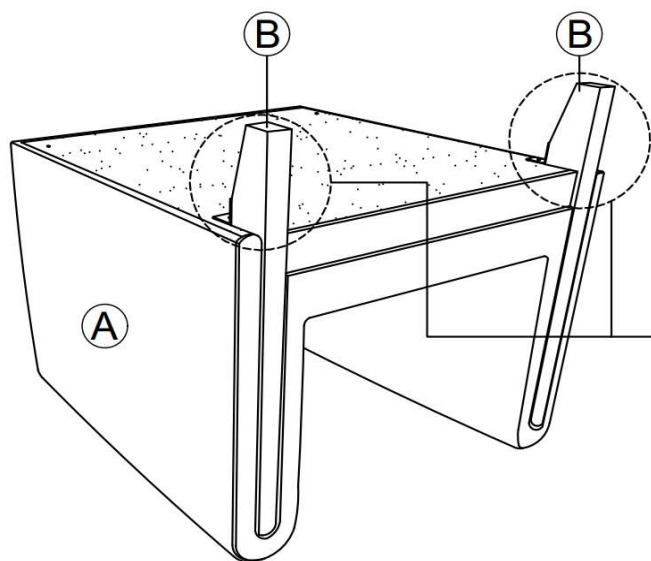
HARDWARE IDENTIFICATION

1	BOLT (M6 x 20mm - BLK)		8PCS
2	LOCK WASHER (1/4mm - BLK)		8PCS
3	FLAT WASHER (1/4mm - BLK)		9PCS
4	L-BRACKET (40 x 35 x 2mm - BLK)		4PCS
5	ALLEN WRENCH (M4 x 95mm - BLK)		1PC

ITEM : **511103**

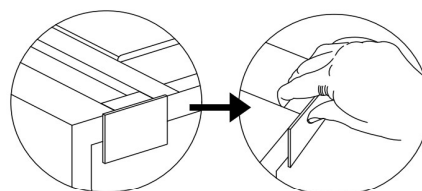
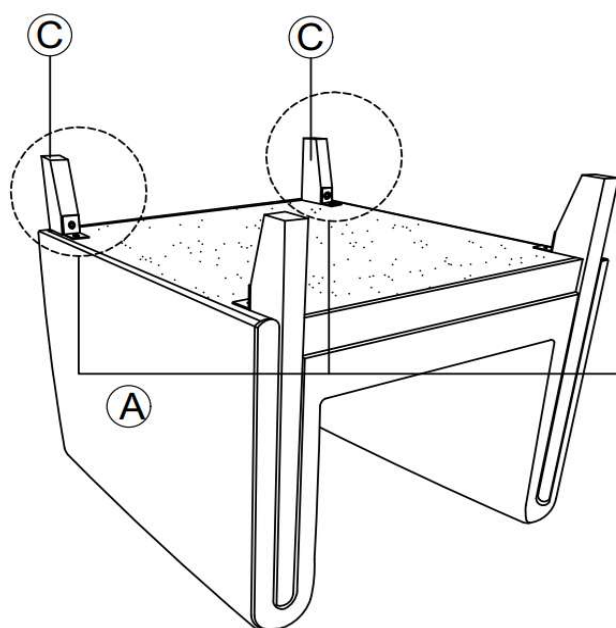
ASSEMBLY INSTRUCTION

STEP 1

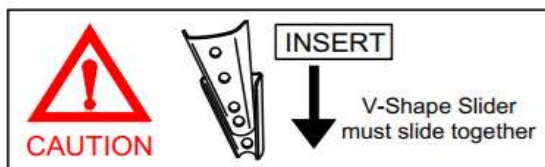
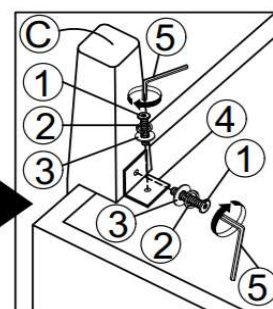
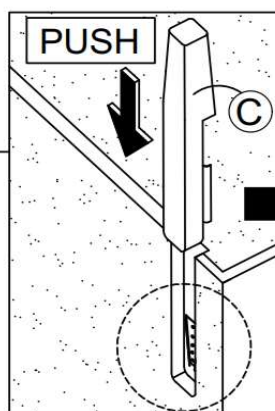


Make sure the wood block is removed before installing the leg

STEP 2



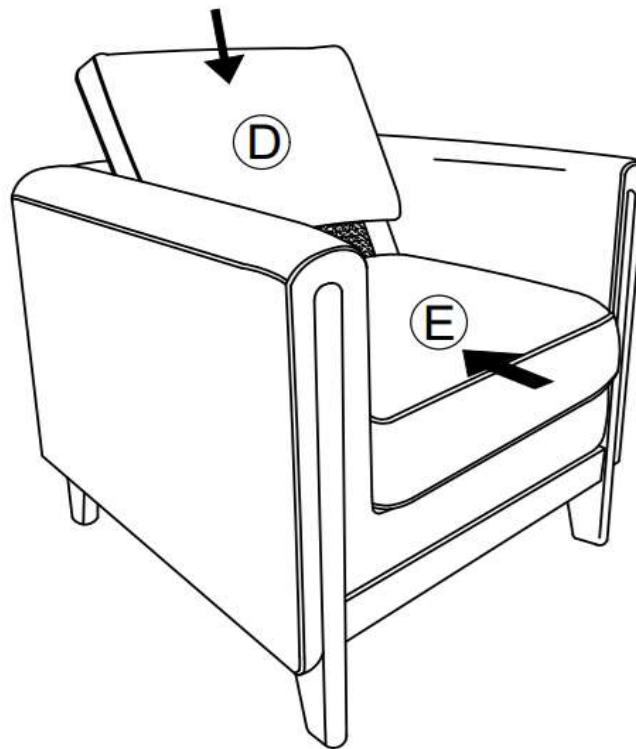
Make sure the wood block is removed before installing the leg



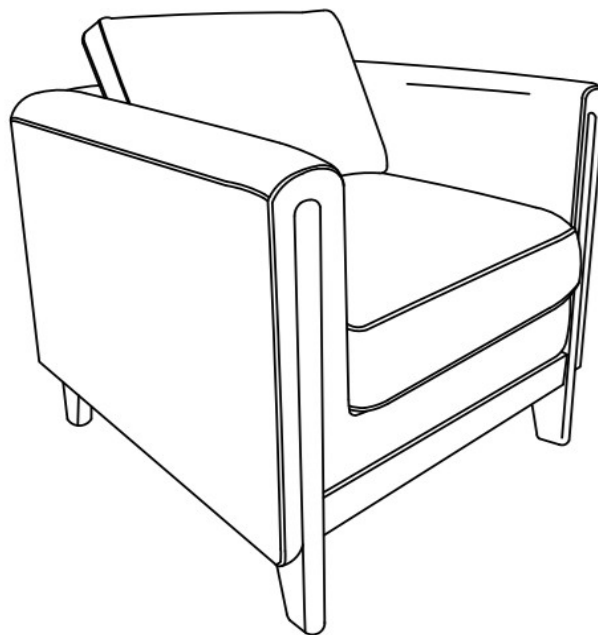
ITEM : **511103**

ASSEMBLY INSTRUCTION

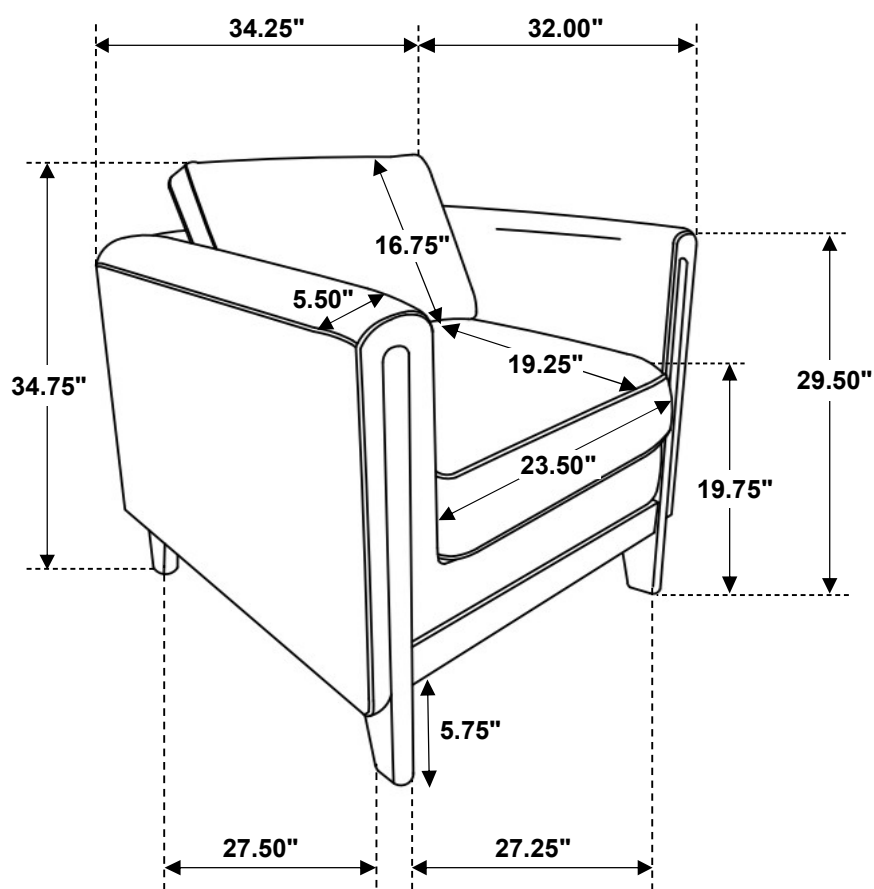
STEP 3



STEP 4 COMPLETE



ITEM: **511103**



Note: Dimension tolerance $\pm 5\%$