

ASSEMBLY INSTRUCTIONS
COASTER FINE FURNITURE



Fine Furniture for every stage of life

315911BLKKE(B1&B2)
Eastern King Bed

ITEM: 315911BLKKE(B1&B2)



ASSEMBLY INSTRUCTIONS

ASSEMBLY TIPS:

1. Remove hardware from box and sort by size.
2. Please check to see that all hardware and parts are present prior to start of assembly.
3. Please follow attached instructions in the same sequence as numbered to assure fast & easy assembly.



WARNING!

1. Don't attempt to repair or modify parts that are broken or defective. Please contact the store immediately.
2. This product is for home use only and not intended for commercial establishments.

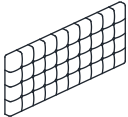





ASSEMBLY TIME

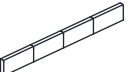



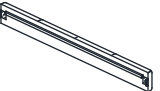
30 MINUTES

PARTS IDENTIFICATION

B1 (BOX 1)

A	HEADBOARD PANEL		1PC	C	RIGHT HEADBOARD LEG (WITH "R" LABEL)		1PC
B	LEFT HEADBOARD LEG (WITH "L" LABEL)		1PC	D	ROLL SLAT (22PCS)		1SET

B2 (BOX 2)

E	FOOTBOARD PANEL		1PC	H	CENTER RAIL		2PCS
F	FOOTBOARD LEG		2PCS	I	CENTER RAIL SUPPORT WITH LEVELER		6PCS
G	BED RAIL		2PCS				

NOTE:

Phillips head screw driver is required in the assembly process; however, manufacturer does not provided this item.

ITEM: 315911BLKKE(B1&B2)



ASSEMBLY INSTRUCTIONS

ASSEMBLY TIPS:

1. Remove hardware from box and sort by size.
2. Please check to see that all hardware and parts are present prior to start of assembly.
3. Please follow attached instructions in the same sequence as numbered to assure fast & easy assembly.



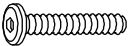







WARNING!

1. Don't attempt to repair or modify parts that are broken or defective. Please contact the store immediately.
2. This product is for home use only and not intended for commercial establishments.

HARDWARE IDENTIFICATION

Z-B2 (BOX 2) - HARDWARE PACK IS LOCATED IN 315911BLKKE (B2)

1	SHORT BOLT (M8 x 20MM - RBW)		8PCS	5	FLAT HEAD SCREW (M4 x 32MM - RBW)		6PCS
2	LONG BOLT (M6 x 50MM - RBW)		8PCS	6	WOOD DOWEL (M8 x 30MM)		2 PCS
3	LOCK WASHER (15/64" X 13 Ø - RBW)		6PCS	7	SMALL ALLEN WRENCH (M4 x 65MM - BLK)		1PC
4	FLAT WASHER (15/64" X 19 Ø - RBW)		6PCS	8	BIG ALLEN WRENCH (M5 x 65MM - BLK)		1PC

NOTE:

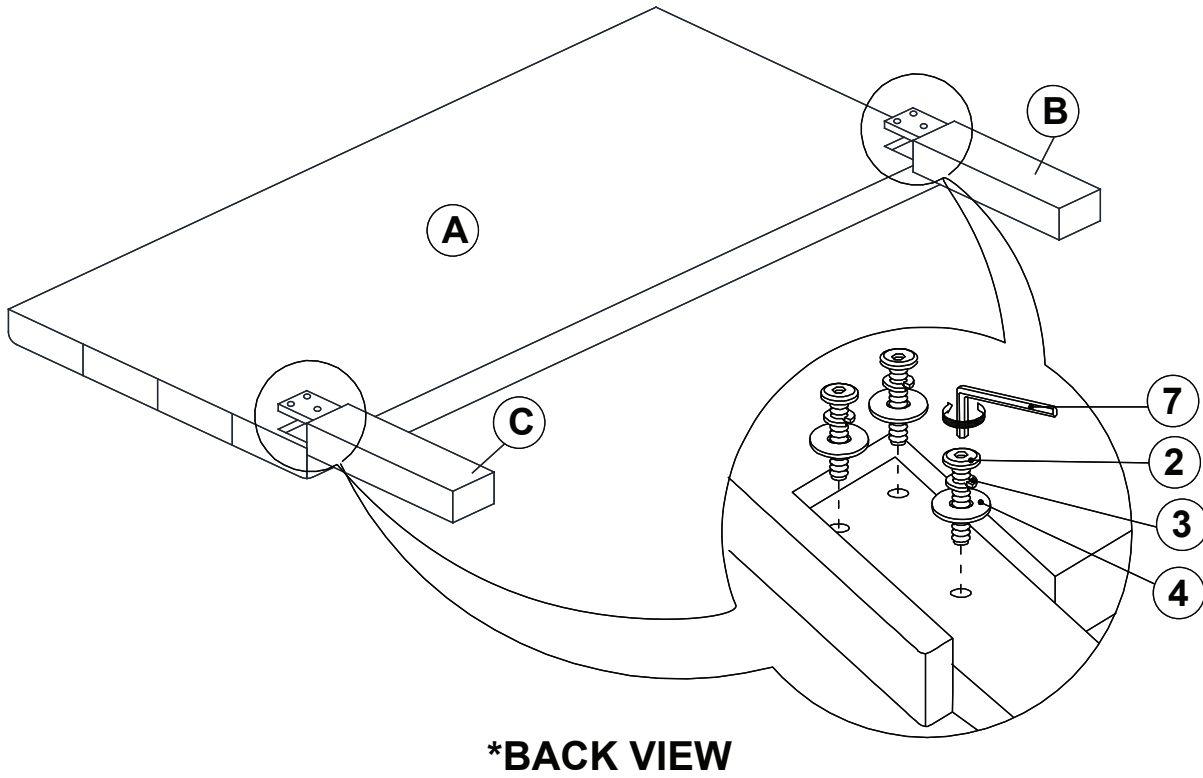
Phillips head screw driver is required in the assembly process; however, manufacturer does not provided this item.

ITEM: 315911BLKKE(B1&B2)

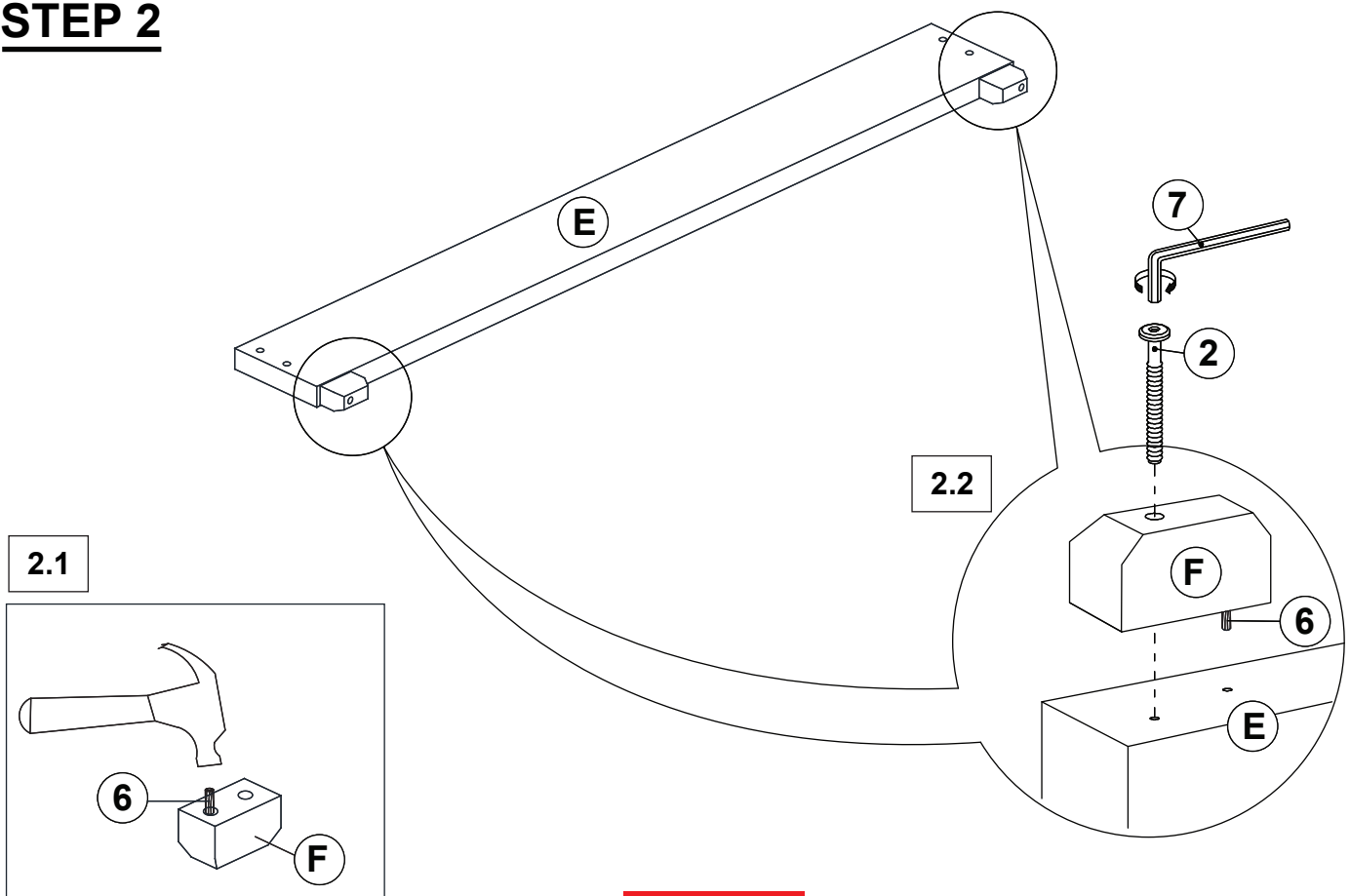


ASSEMBLY INSTRUCTIONS

STEP 1



STEP 2

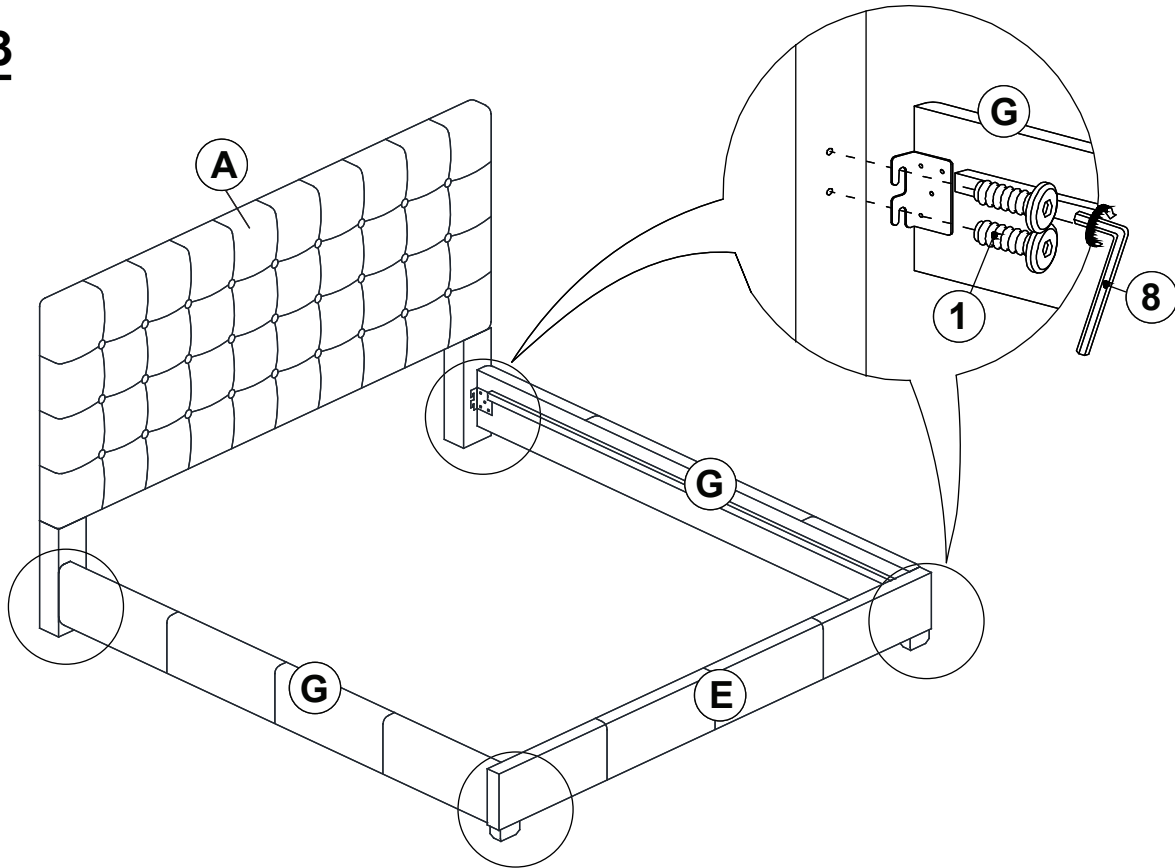


ITEM: **315911BLKKE(B1&B2)**

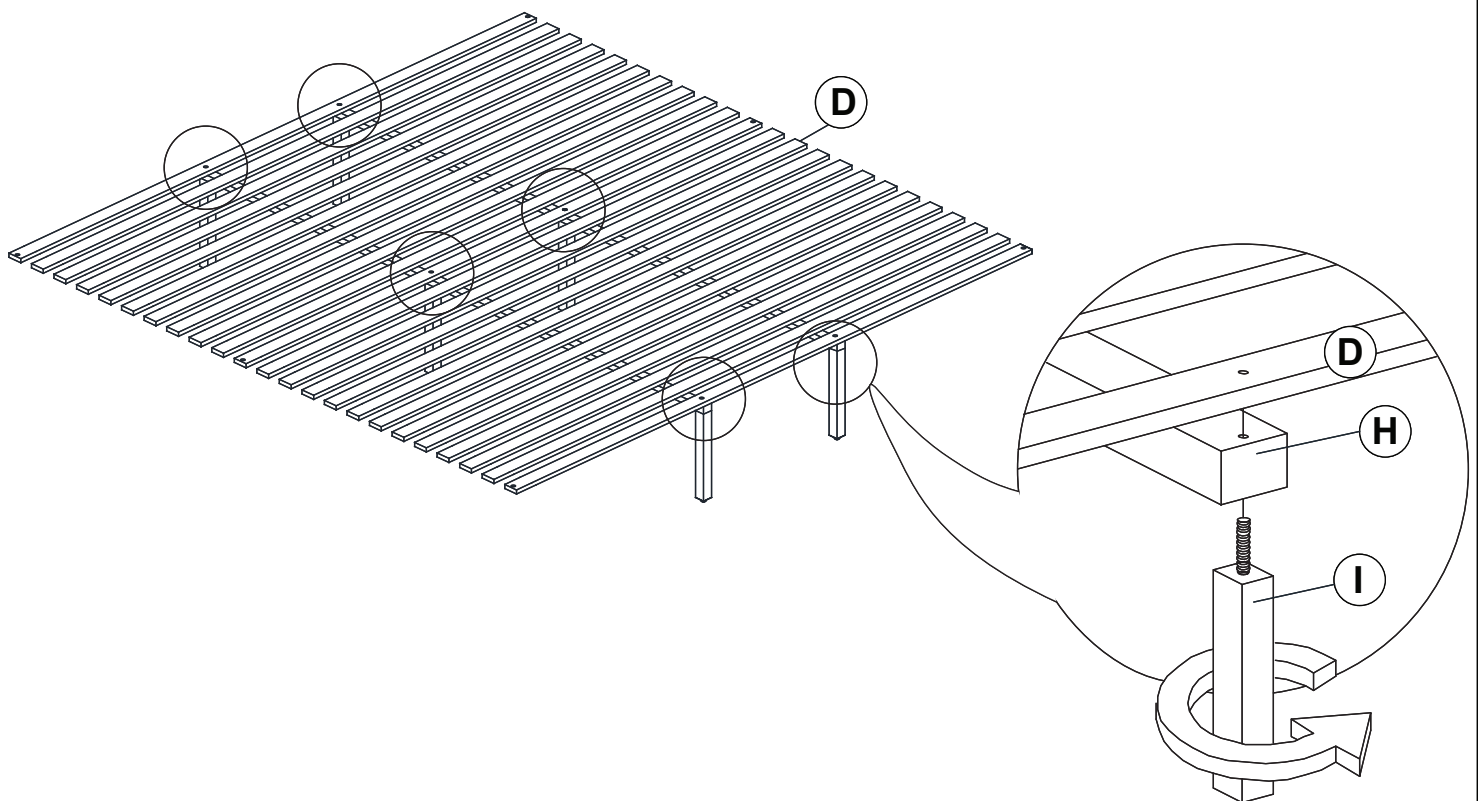


ASSEMBLY INSTRUCTIONS

STEP 3



STEP 4

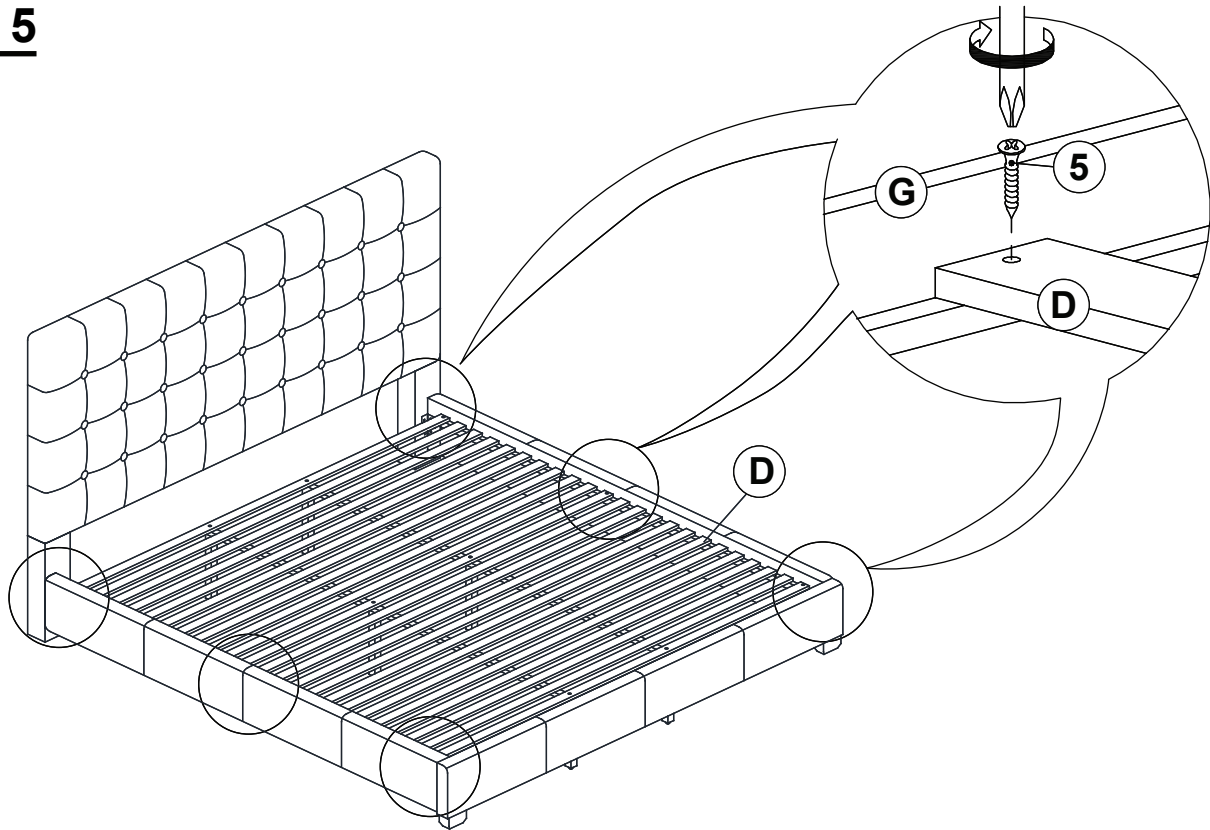


ITEM: **315911BLKKE(B1&B2)**



ASSEMBLY INSTRUCTIONS

STEP 5



STEP 6
COMPLETE

