

ASSEMBLY INSTRUCTIONS
COASTER FINE FURNITURE



Fine Furniture for every stage of life

306037CHF(B1-B3)
Full Bed

ITEM: 306037CHF(B1-B3)



ASSEMBLY INSTRUCTIONS

ASSEMBLY TIPS:

1. Remove hardware from box and sort by size.
2. Please check to see that all hardware and parts are present prior to start of assembly.
3. Please follow attached instructions in the same sequence as numbered to assure fast & easy assembly.



WARNING!

1. Don't attempt to repair or modify parts that are broken or defective. Please contact the store immediately.
2. This product is for home use only and not intended for commercial establishments.



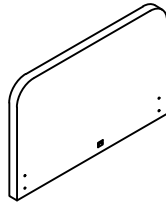
ASSEMBLY TIME

15 MINUTES

PARTS IDENTIFICATION

B1 (BOX 1)

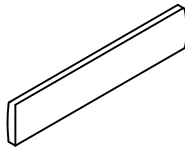
A HEABOARD



1PC

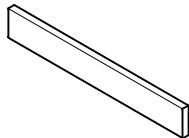
B2 (BOX 2)

B FOOTBOARD



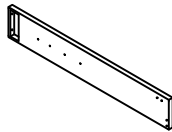
1PC

C LEFT BED RAIL



1PC

D RIGHT BED RAIL



1PC

E LEFT GAS LIFT MECHANISM



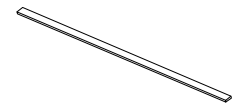
1PC

F RIGHT GAS LIFT MECHANISM



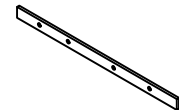
1PC

G CENTER SUPPORT RAIL



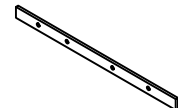
1PC

H LEFT SUPPORT RAIL



1PC

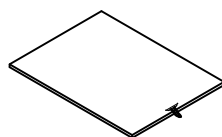
I RIGHT SUPPORT RAIL



1PC

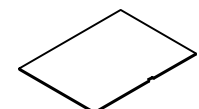
B3 (BOX 3)

J TOP STORAGE PANEL



1PC

K BOTTOM STORAGE PANEL



2PCS

ITEM: 306037CHF(B1-B3)



ASSEMBLY INSTRUCTIONS

ASSEMBLY TIPS:

1. Remove hardware from box and sort by size.
2. Please check to see that all hardware and parts are present prior to start of assembly.
3. Please follow attached instructions in the same sequence as numbered to assure fast & easy assembly.














WARNING!

1. Don't attempt to repair or modify parts that are broken or defective. Please contact the store immediately.
2. This product is for home use only and not intended for commercial establishments.

HARDWARE IDENTIFICATION

Z-B2 (BOX 2) - HARDWARE PACK IS LOCATED IN 306037CHF(B2)

1	THREADED BOLT (Ø5/16" x 90mm - BLK)		4PCS	7	HEX NUT (Ø5/16" - BLK)		4PCS
2	LONG BOLT (Ø5/16" x 50mm - BLK)		8PCS	8	WRENCH (14 x 90mm - BLK)		1PC
3	MEDIUM BOLT (Ø5/16" x 35mm - BLK)		16PCS	9	ALLEN WRENCH (M5 x 75 x 32mm - BLK)		1PC
4	SHORT BOLT (Ø5/16" x 25mm - BLK)		12PCS	10	CLEAT (90 x 45 x 45 x 3mm - BLK)		2PCS
5	FLAT WASHER (Ø5/16" x 19mm - BLK)		40PCS	11	BRACKET (180 x 180 x 18mm - BLK)		2PCS
6	LOCK WASHER (Ø5/16" x 2mm - BLK)		40PCS				

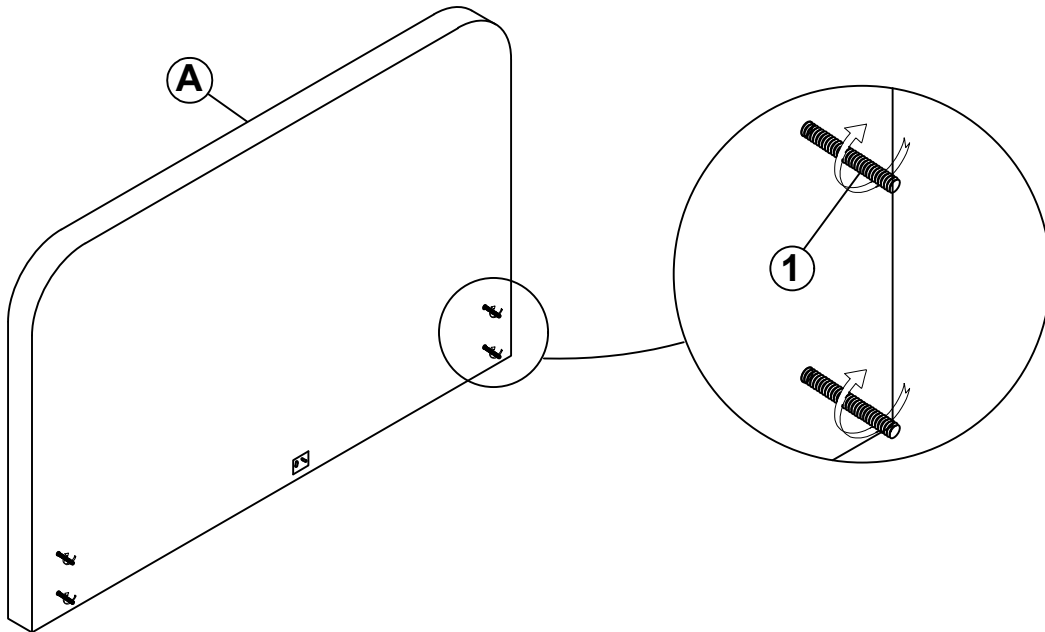
NOTE:

Phillips head screw driver is required in the assembly process; however, manufacturer does not provide this item.

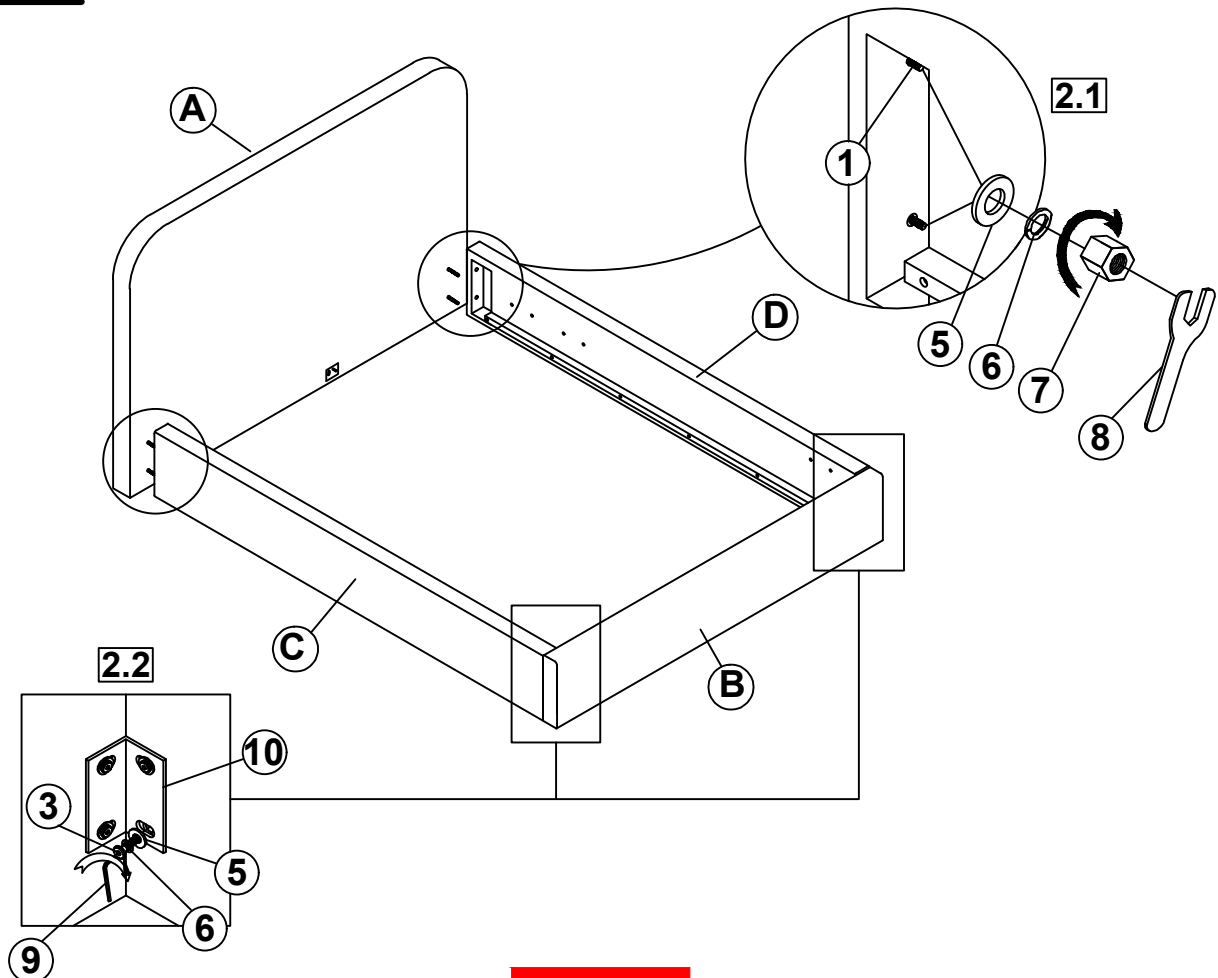
ITEM: 306037CHF(B1-B3)

ASSEMBLY INSTRUCTIONS

STEP 1



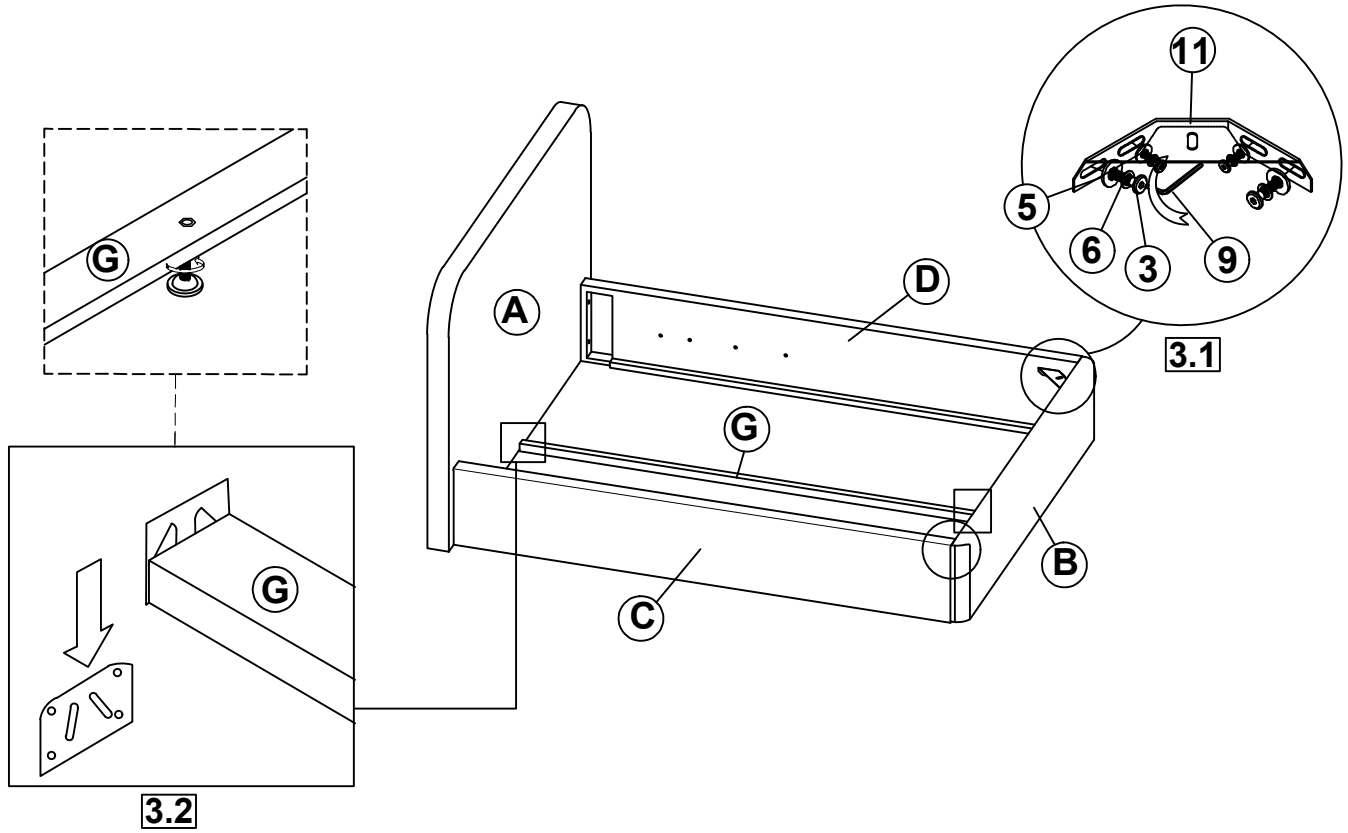
STEP 2



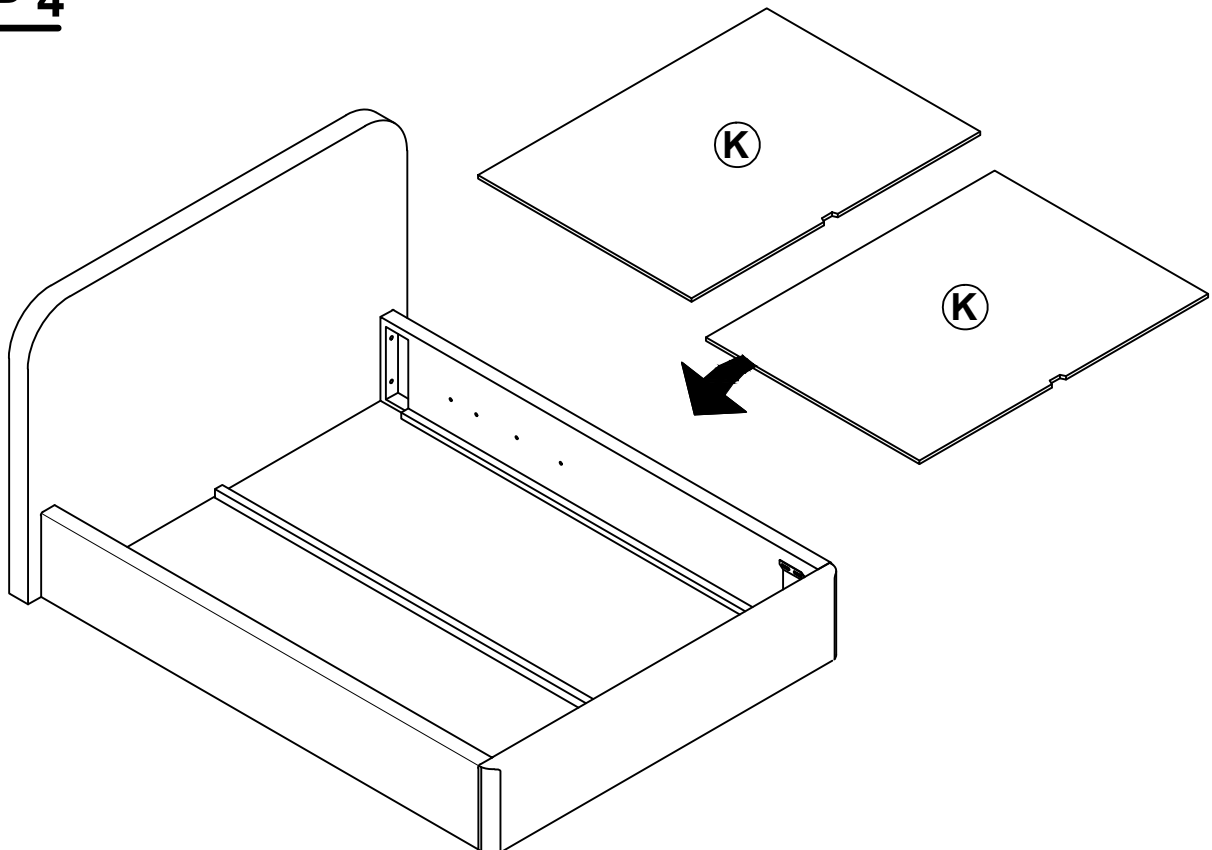
ITEM: 306037CHF(B1-B3)

ASSEMBLY INSTRUCTIONS

STEP 3



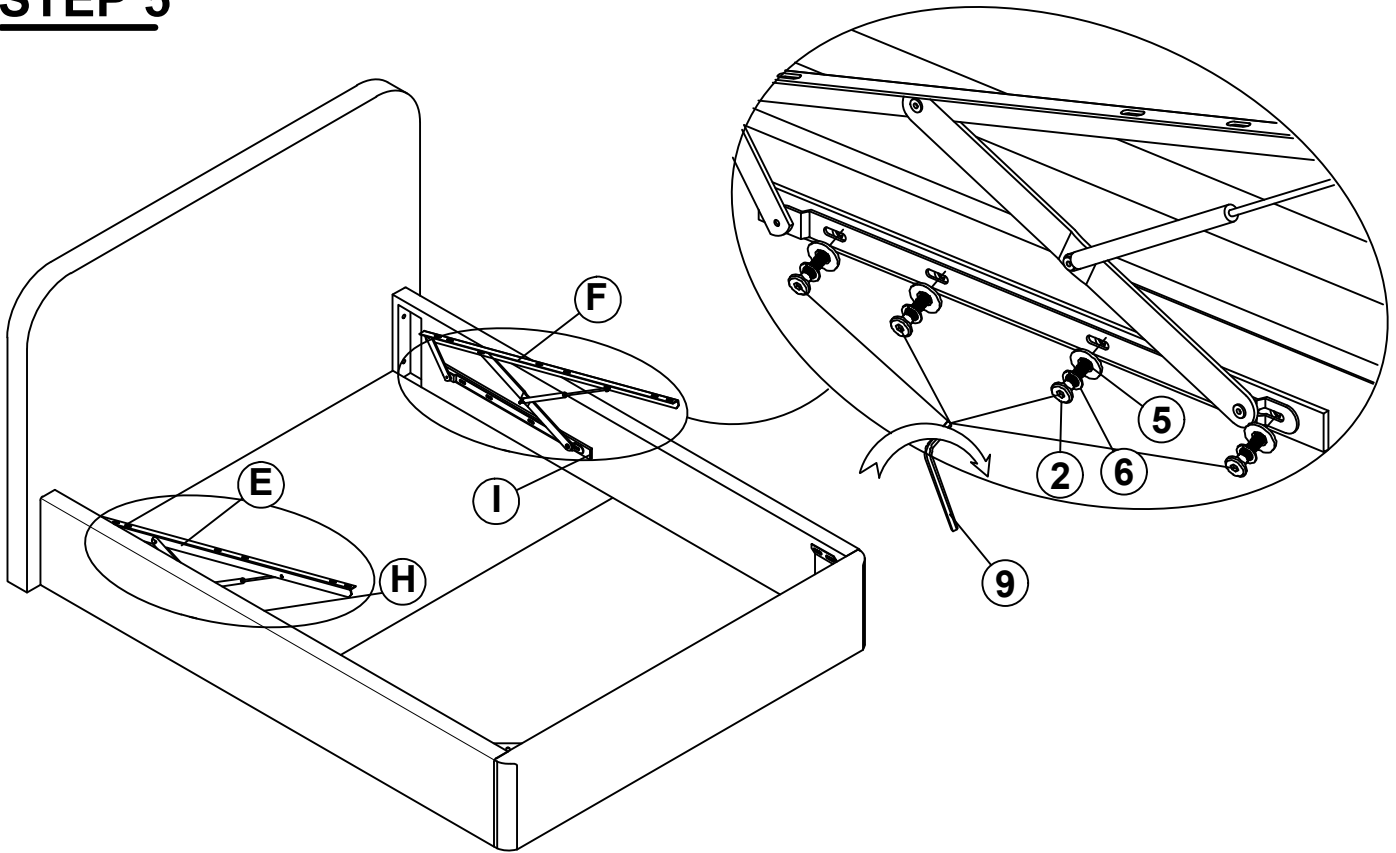
STEP 4



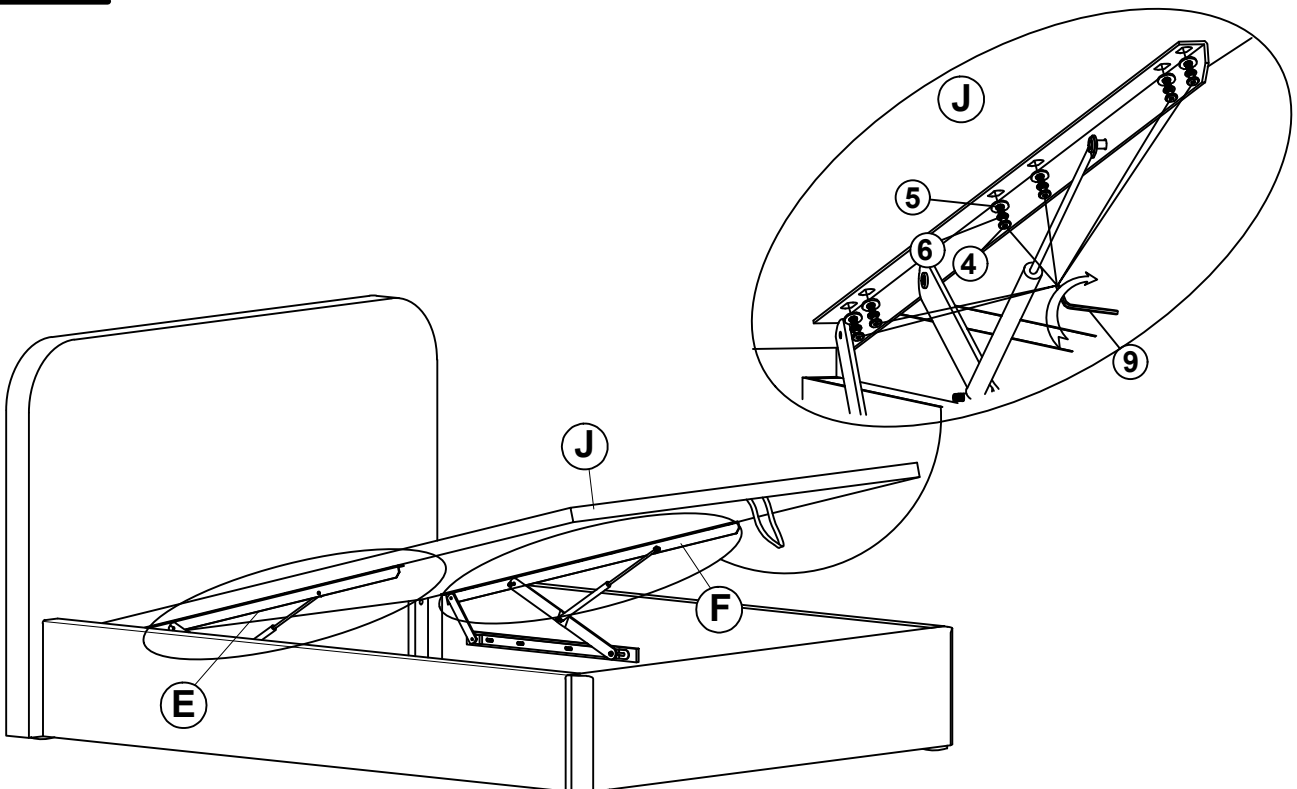
ITEM: 306037CHF(B1-B3)

ASSEMBLY INSTRUCTIONS

STEP 5



STEP 6



ITEM: **306037CHF(B1-B3)**

ASSEMBLY INSTRUCTIONS

STEP 7

COMPLETE

